

XTND

2K150



PRODUCT CODE: XTND2K150

XTND2K150-V1-18062018

CONTENTS

| | |
|---|-----|
| Box contents, system introduction and system features | 2 |
| Connections | 3 |
| Setting up IR and wiring diagram | 4 |
| Setup / Specifications | 5 |
| Guarantee | 6-7 |

IN THE BOX

- 1x XTND2K150 Transmitter
- 1x XTND2K150 Receiver
- 2x IR RX
- 2x IR TX
- 1x 24V/1A DC PSU
- 4x Wall mounting brackets

SYSTEM: XTND2K150

A long-range uncompressed HDMI extender set supporting all resolutions up to Full HD 1080p 60Hz content up to 150 metres over one twisted pair Cat cable. HDBaseT technology ensures ultra-reliable and robust transmission, even over challenging cable distances.

Control either the source or the display via two-way IR or RS232. The transmitter incorporates a HDMI loop/splitter out port for connecting a second display or for daisy-chaining additional extenders in series. Bi-directional PoH means that the solution can be powered from either RX or TX.

Please fully read and adhere to the setup information and operational instructions contained within this installation manual.

SYSTEM FEATURES

Supports all resolutions up to and inc. Full HD 1080p 60Hz up to 150m

Supports LPCM 7.1ch, Dolby TrueHD, Dolby Digital Plus and DTS-HD Master

Audio 10.2Gbps data rate

HDMI loop port on TX

Two-way IR and bi-directional RS232 control.

Bi-directional PoH - can be powered from either RX or TX

Sold as a complete install package, with all IR cabling and mounting kit included

UK / EU / AU / US multi-territory adapters included

XTND2K150 TX / RX

1. "Power LED": The white LED illuminates when the XTND is connected to its power supply

2. "DC24V": Connect the included 24V/1a power supply

3. "HDBaseT output": Connect the CAT 5e/6 cabling run from the receiver to this port

4. "HDMI Input port": Connect a HDMI source e.g. a Blu-Ray player, with a HDMI cable

5. "Local HDMI Port": Connect a local display or secondary device to this port via HDMI cable

6. "IR (IN)": Plug the supplied IR RX into this port

7. "IR (OUT)": Plug the supplied IR TX into this port

8 "RS232 Port": Provides bi-directional RS232 between receiver and transmitter

9. "Power LED": The white LED illuminates when the XTND is connected to its power supply

10. "DC24V": Connect the included 24V/1a power supply

11. "HDBaseT input": Connect the CAT 5e/6 cabling run from the transmitter to this port

12. "HDMI Output port": Connect a HDMI display or projector

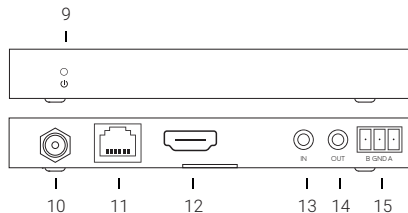
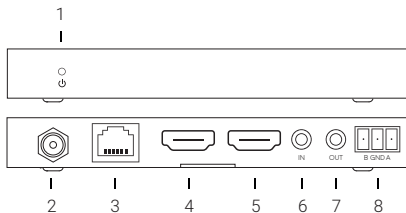
13. "IR (IN)": Plug the supplied IR RX into this port

14. "IR (OUT)": Plug the supplied IR TX into this port

15. "RS232 Port": Provides bi-directional RS232 between receiver and transmitter

14. "IR (OUT)": Plug the supplied IR TX into this port

15. "RS232 Port": Provides bi-directional RS232 between receiver and transmitter



SETTING UP IR CONTROL

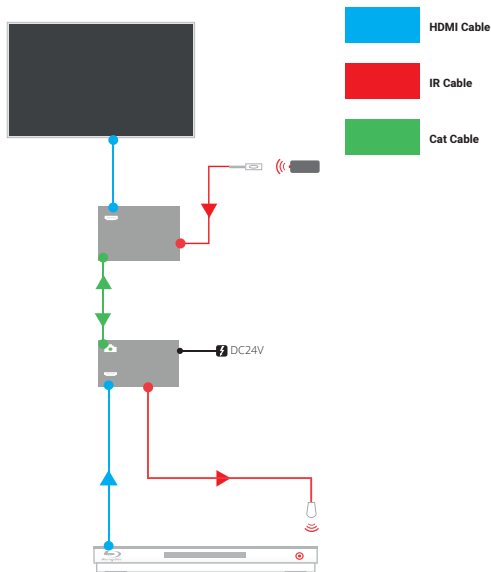
The XTND2K150 supports both backwards and forwards IR. This allows IR signals to be passed through the installed CAT cable either to the source device or the display.

SOURCE CONTROL VIA IR (BACKWARDS IR)

1. Plug IR Transmitter TX into the 3.5mm jack port labelled IR OUT on the XTND2K150 Transmitter
2. Place IR Transmitter TX bud (small circular part) in front of the IR eye of the source (where you would normally point the remote to control the HDMI source device).
3. Plug IR Receiver RX into the 3.5mm jack port labelled IR IN on the XTND2K150 Receiver.
4. Place IR Receiver at or near the display (position it close to where you would usually point your remote to turn your TV on or off).

DISPLAY CONTROL VIA IR (FORWARDS IR)

1. Plug IR Transmitter TX into the 3.5mm jack port labelled IR TX on the XTND2K150 Receiver.
2. Place IR Transmitter TX in front of the IR eye of the display (position it where you would usually point your remote to turn on or off your TV).
3. Plug IR Receiver RX into the 3.5mm jack port labelled IR RX on the XTND2K150 Transmitter
4. Place IR Receiver in a visible uncovered position where it is able to receive remote signals.



SETUP

1. Power off the display and your HDMI source device
2. Connect the unpowered HDMI source to the HDMI input on the XTND using suitably robust HDMI cabling options (i.e. guaranteed to support 18Gbps bandwidth).
3. Connect the display such as a HDTV or Projector to the HDMI output port on the XTND using suitably robust HDMI cabling options (i.e. guaranteed to support 18Gbps bandwidth).
4. Plug in the power for the XTND.
5. Power on the HDMI source device followed by the display.
6. At this point the display should show the video and audio of the HDMI source device connected to the XTND.

SPECIFICATIONS

| | |
|----------------------------|--|
| TX / RX form factor | Lightweight slender aluminium enclosure |
| Inputs / outputs | TX HDMI in / RJ45 HDBaseT out / RS232 / 2x IR 3.5mm jack (in = to RX / out = from RX) RX RJ45 HDBaseT in / HDMI out / RS232 / 2x IR 3.5mm jack (in = to TX / out = from TX) |
| Transmission tech. | HDBaseT |
| Video bandwidth | 340MHz clock / 10.2Gbps data |
| ESD protection | ± 8kV (air-gap discharge) ± 4kV (contact discharge) |
| Control | Bi-directional IR and RS232 + HDMI-CEC pass through. |
| Device / Package weight | 125 / 1100 g |
| TX / RX Dimensions (W/D/H) | 140 / 65 / 17 mm |
| Power | 24V/1A DC screw type connector (US/EU standards, CE/FCC/UL certified) |
| Operating temperature | 32°F to 104°F (0°C to 40°C) |
| Storage temperature | -4°F to 140°F (-20°C to 60°C) |
| Relative humidity | 20~90 % RH (non-condensing) |
| Power consumption | 9.5W (max) |
| Guarantee | 2 year guarantee |

IMPORTANT INFORMATION

Terms and Policies, including General Data Protection Regulation (GDPR) and other Data Protection Laws.

During the setup process of this device, the HDA Pro (Installer) and End-User are required to agree to a set of terms, conditions, rules, policies and license agreements, including the HDANYWHERE Privacy Policy. These terms, notices and policies are, collectively, the "Agreements". By installing or using this MHUB, you agree to be bound by the Agreements.

EU Conformity

Hereby, HDANYWHERE declares that this HDMI connectivity device is in compliance with the essential requirements and other relevant provisions of the following Directives: 2006/95/EC (LVD Directive); 2004/108/EC (EMC Directive); 1999/5/EC (R&TTE Directive). The full text of the EU declaration of conformity is available in the compliance section at HDANYWHERE.com/legals

Recycling your device properly

In some areas, the disposal of certain electronic devices is regulated. Make sure you dispose of or recycle your device in accordance with your local laws and regulations.



HDANYWHERE LIMITED PRODUCT (2 YEAR) GUARANTEE

WHO WE ARE

1. We are HD CONNECTIVITY LTD trading as HDANYWHERE ("HDA"), a limited company registered under number 06046737 in England and Wales with its registered offices at Unit 23 Link Business Centre, Link Way, Malvern, Worcestershire, WR14 1UQ.

OUR GUARANTEE TO YOU

2. We, HDANYWHERE warrant to you, the end user [MG1] of the HDA hardware (the "Products") that on the date of delivery of the Products to you, and for a period of 3 years from that date of delivery, the Products shall:

- (a) match any description that has been provided to you;
- (b) be free from any significant defects in their design, the materials used to make them, and the way they are made;
- (c) be of satisfactory quality (within the meaning of the Consumer Rights Act 2015); and
- (d) be fit for any purpose held out by us.

This 3 year period, or, if the period has been extending to 4 years in accordance with paragraph 3, will be the "Guarantee Period". We offer this guarantee to all our customers who are resident and have an address in Great Britain and Northern Ireland. [MG2]

EXTENDING YOUR GUARANTEE

3. On registering your Products with the HDA Cloud, the guarantee offered in paragraph 2 by us will automatically extend for a period of one year, provided that your registration takes place within 30 days from the date of delivery. The one year guarantee extension starts automatically from the date that the original 3 year guarantee ends.

HOW TO CLAIM ON YOUR GUARANTEE AND YOUR REMEDIES

4. Subject to paragraphs 5 and 6 of this guarantee, Your sole remedies under Our guarantee to You are as follows:

- (i) Up to 30 days: we will repair or replace your Products or provide you with a full refund of the price of the defective Products at your option.
- (ii) Up to 6 Months: we will repair or replace your Products. If we are unable to repair or replace your Products we will provide you with a full refund of the price of the defective Products.

(iii) Up to 3 (4) Years: we will repair or replace your Products. If we are unable to repair or replace your Products we will provide you with a partial refund of the price of the defective Products based upon the devaluation of the Products since the time of purchase.

5. In order to claim under the guarantee given to you in paragraph 2 you will need to:

- give us notice in writing of your intention to claim under the guarantee during the Guarantee Period, and do so within a reasonable time after finding that some or all of the Products do not comply with the guarantee set out in paragraph 2;
- show that the Products that you claim are defective, have been examined by a HDA Pro or other authorised or suitably qualified installer, and that they have[MG3] confirmed in writing that the suspected defect in the Products stems solely from a fault in the HDA hardware;
- give us a reasonable opportunity to examine the Products in question;
- provide us with an order number and a dated sales or delivery receipt from an HDA Distributor, HDA Pro or other authorised dealer, reseller or installer of the Products.
- obtain from us in advance of returning the Products a return merchandise authorisation and/or case number[MG4]; and
- (if asked to do so by us) return such Products to our place of business at our cost.

CIRCUMSTANCES WHERE YOUR GUARANTEE DOESN'T APPLY

6. We shall not be liable for the Products' failure to comply with the guarantee set out in paragraph 2 in any of the following events:

- If you make any further use of the Products after giving us notice of an issue in accordance with paragraph 5;
- the defect arises because you failed to follow our oral or written instructions as to the storage, installation[MG5], use and maintenance of the Products;
- the defect arises as a result of your use of the Products with any other software or hardware that is not compatible with the Products;
- the products are used by you for any commercial purpose, including rental or demonstrative purposes;
- you alter or repair the Products without the written consent of HDA;
- the defect arises as a result of an act of god, fair wear and tear, or your misuse, abuse, unreasonable use, wilful damage, negligence, or abnormal storage of the Products or by any other causes unrelated to defective hardware or manufacturing;
- where the serial number has been altered, defaced or removed;
- where the warranty seal on the system has been altered, defaced or removed; or
- where the Products differ from their description as a result of changes made to ensure they comply with applicable statutory or regulatory requirements.

TRANSFERRING YOUR GUARANTEE TO SOMEONE ELSE

7. [HDA will not accept any liability under such guarantee unless you are the original customer or can produce a letter or chain of letters from the original customer and subsequent customers (where appropriate) transferring the benefit of the guarantee to you.]

PRODUCTS THAT ARE NOT COVERED BY THIS GUARANTEE

8. This guarantee does not cover products sold and clearly marked "as is", "B-grade", or with faults. This guarantee does not apply to any system software that is preinstalled in the HDA hardware, or is subsequently provided via update or upgrade releases. Any and all HDA software is licensed to you under the terms of a separate end user licence agreement found here: [EULA Link]

HOW THIS GUARANTEE WORKS WITH OUR EULA

9. We may void this guarantee if we reasonably believe that the HDA system has been used in a manner that violates terms of our separate End User Licence Agreement (EULA) for the HDA software. You assume all-risk and liabilities associated with the use of third party products in conjunction with the Products.

YOUR STATUTORY RIGHTS

10. This guarantees is in addition to your statutory rights (including under the Consumer Rights Act) which are not affected by this guarantee

GENERAL TERMS OF THIS GUARANTEE

11. Except as provided in this guarantee, we shall have no liability to you in respect of the Products' failure to comply with the guarantee set out in paragraph 2.

12. We reserve the right to amend or withdraw this guarantee at any time although for the avoidance of doubt any guarantees that are in existence at such a time will be honoured.

13. These Conditions shall apply to any repaired or replacement Product supplied by us.

GUARANTEE CONTACT INFORMATION

To contact (support@hdanywhere.com) or call HDANYWHERE Technical Support (call charges will depend on your telephone provider. Please check with your operator for exact charges).

The team is available 9am - 5pm weekdays.

To help us handle your query promptly, please have your invoice number and model SKU and serial ready.

Please give us your feedback

We love to hear ideas for how we might improve our products and your experiences using them. If we can make something better, we will, at the earliest opportunity. Whether that be a software or hardware change. So don't keep it to yourself, let us know. And if your idea gets used - we will credit you publicly and send you a nice gift to say thanks!

HDANYWHERE.com/feedback

HDANYWHERE

©2018 HD Connectivity Ltd, trading as HDANYWHERE® or its affiliates. All rights reserved.
HDANYWHERE and MHUB 4K + logos are trademarks of HDANYWHERE® or its affiliates.