



DOF4 Owner's Manual

Modular Fiber Optic DVI Extender With Stereo Audio



PURELINK
535 E CRESCENT AVE
RAMSEY, NJ 07446
Tel: 201.488.3232
Fax: 201.621.6118

E-mail: sales@purelinkav.com
www.purelinkav.com

For technical support, contact:
support@purelinkav.com

Package Contents

Please make sure all of the following items are included in the package:

- 1) DOF4 Transmitter Module
- 2) DOF4 Receiver Module
- 3) DC 12V Power Supply Unit with a power cord

Manual version	Release date
1.0	5/1/2017

General Specification

DOF4 is a DVI and analog stereo audio extension system over pure fiber optic cable for long distance up to 5,000ft.

Compact & durable design and low power consumption makes it an ideal solution for connection for high definition video/audio signal of digital displays such as LCD/Plasma displays and projectors.

DOF4's unique circuitry and optic conversion design eliminates the need of a copper connection (Cat 5) between the transmitter and receiver. This pure fiber optic connection enables electrical noise free and EMI free that is ideal for long distance extension of high definition DVI signal, and stereo analog signal.

PureLink also offers same function extender in rack mountable friendly version. Check DT1000 (transmitter) and DR1000 (receiver) if you plan to use them in rack mountable environment.

Model	DOF4 Tx/Rx
Input Signal	Digital RGB(DVI), Analog Stereo Audio
Output Signal	Digital RGB(DVI), Analog Stereo Audio
Supporting Display Resolutions	VGA ~WUXGA(up to 1920 x 1200 @ 60Hz) , 480i ~ 1080p
Max. Distance	1920x1200 @ 60Hz or at 1080p: 1,000M(3,300ft) 1280x1024 @ 60Hz or at 1080i: 1,530M(5,000ft)
Optical Source	850 nm Vcsel
Optical Cable Spec	Multimode 50/125 or, 62.5/125
Connector Type	DC Power Jack DVI 29 Pin Female LC Receptacles with 4 cores 3.5mm Stereo Audio Jack
Conformations	DDWG DVI1.0 With HDCP
Power Rating	DC +12V , 10W Max
Dimension (WxDxH)	4.3" x 3.1" x 1.6" / 109 x 78.75 x 40.64 mm
Weight (per unit)	0.9 lbs / 0.4 kg

Operation and Reliability Specification

1. Operating Environment

Temperature : 50F ~ 104F (10 °C ~ 40 °C)
Humidity : 10% ~ 80%
Altitude : 3,000m Max.

2. Transit Environment

Temperature : -13F ~ 140F (-25 °C ~ 60 °C)
Humidity : 5% ~ 95%
Altitude : 15,000m Max.

3. Storage Environment

Temperature : -4F ~ -49F (-20 °C ~ 45 °C)
Humidity : 5% ~ 95%
Altitude : 3,000m Max.

4. Reliability

MTBF: 90% at over 50,000 hours aging test

- In compliance with LCD Monitor reliability test standard

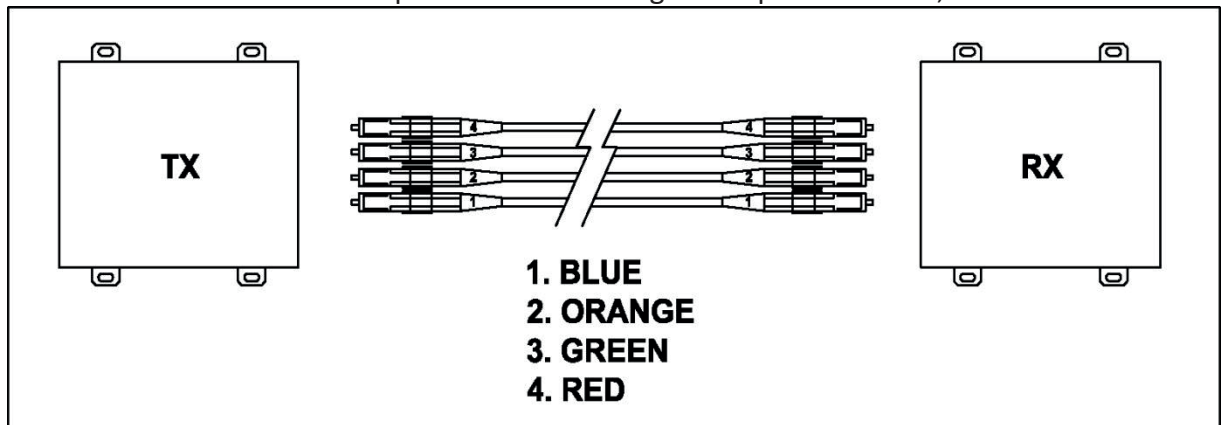
Main Features

1. Zero loss & Zero noise delivery of digital high definition video and audio signal using optical conversion technology, DOF4 delivers HD signals over fiber optic cables without loss or digital interference maintaining the clarity and colors. Noise cancellation and error correction logic enhances DVI video and audio signals over long distance.
2. Built-in signal repeater to support longer distance between the source and the DOF4 transmitter & DOF4 receiver and the display.
3. Compact and Robust Module Design
4. Long Distance (Up to 5000ft at 1080i or lower signal) over cost effective multi-mode fiber optic cables.
5. Auto EDID Management
The definition of Auto EDID management is a way of saving EDID of a monitor into EEPROM in the transmitter module. DOF4 transmitter has 14 different pre-programmed EDID data that can be conveniently selected by end-user. User can also emulate/save display's EDID information into the transmitter which enhances reliability and compatibility with various displays
6. HDCP (High-bandwidth Digital Content Protection) Support.
7. DDWG DVI version 1.0 Support.
8. Rack mounting friendly versions also available (DT1000 & DR1000)

Installation and Connection Instructions

Installation and Connection Instructions

1. Turn off both the video source and the display before connecting any cables.
2. Connect DVI cable between the source and DOF4 transmitter AND between the DOF4 receiver and the display.
3. Connect LC terminated fiber optic cables according to the picture below;



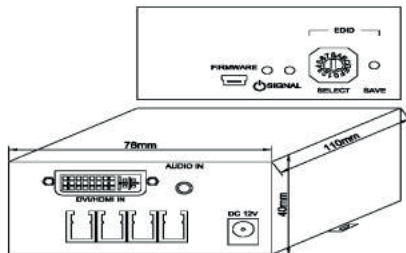
4. Connect the power supply unit to both DOF4 transmitter and receiver units.
5. Turn on Display
6. Turn on Video Source

Product Exterior

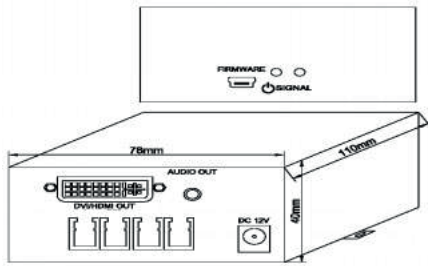
Product Dimension (WxDxH) : 4.3" x 3.1" x 1.6" / 109 x 78.75 x 40.64 mm

Weight: 0.9 lbs / 0.4 kg

DOF4 Tx: Transmitter Module



DOF4 Rx: Receiver Module



***Front Panel**

- ⊙ : Power LED
- SIGNAL : Status LED
- SELECT : EDID Rotary Switch (Tx only)
- SAVE : EDID Save Button (Tx only)
- FIRMWARE : Software upgrade

***Rear Panel**

- DVI/HDMI IN, OUT : DVI-D/HDMI port
- Audio IN,OUT : 3.5 mm Stereo Audio port
- DC 12V : Power Socket

EDID management on DOF4

Internal EDID DATA

- Select EDID data of your choice from the list below by adjusting MODE switch on the Transmitter module.

*** EDID list**

0	External EDID	1	800x600 60Hz	2	1024x768 60Hz	3	1280x768 60Hz
4	1280x1024 60Hz	5	1360x768 60Hz	6	1366x768 60Hz	7	1400x1050 60Hz
8	1600x900 60Hz	9	1600x1200 60Hz	A	1680x1050 60Hz	B	1920x1200 60Hz
C	1080i 60Hz	D	1080p (2 CH)	E	1080p (Multi CH)		

Saving external EDID DATA:

Connect display (monitor, TV, or projector) to the DOF transmitter. Set your rotary switch to "0", then press the EDID S/W button. Transmitter will read and save the EDID data on internal EEPROM.

Warranty

Manufacturer's Warranty (3-Years)

PureLink warrants this DOF4 fiber optic extender to be free from defects in workmanship and materials, under normal use and service, for a period of three (3) year from the date of purchase from PureLink or its authorized resellers.

If the product does not operate as warranted during the applicable warranty period, PureLink shall, at its option and expense, execute one of the following as necessary:

1. Repair the defective product or part
2. Deliver to customer and equivalent product or part to replace the defective item
3. Refund to customer the purchase price paid for the defective product

All products that are replaced become the property of PureLink. Replacement products may be new or reconditioned. Repaired or replacement products or parts come with a 90-day warranty or the remainder of the warranty period. Dtrovision shall not be responsible for any software, firmware, information, or memory data loss of contained in, stored on, or integrated with any products returned to Dtrovision for repair under warranty.

Customer Service

Any customer service inquiries can be submitted electronically through the Q&A form on our website (www.purelinkav.com).

For immediate assistance please contact us at (201) 488-3232 to reach our customer care or tech support team.